

Vault Lights **OPT-LIU Series**

Patented



Product Features

- Combined the features of both dome and bar lights
- Linear or round view window on the top
- Can be used with area and line scan cameras

Application Cases

- Surface inspection of tobacco package
- Housing defect detection of electronic parts
- AOI for line scan applications
- Large field-of-view surface inspection

Selection Guide

OPT-LIU205

- Length
- Vault light
- Brand name

Spectrum Chart

Note: The data is for reference only.

Section Structure Drawing

Customizable Items

- Color
- Mounting
- Size
- Emitting angle
- Sectional control

Uniformity Chart

Note: The data is for reference only.

Application Example

- OCR for power adaptors

Workpiece → Illumination → Image → SciSmart Analysis Result

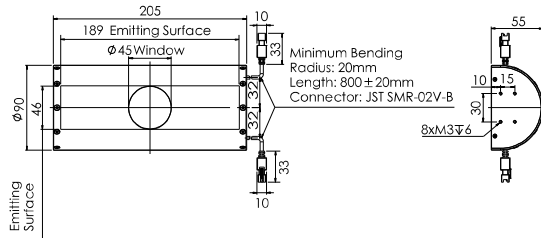
Model Table

No.	Model	* Output ●	* Output ○●●	Channels	Recommended controller
1	OPT-LIU205	24V/19.2W	24V/28.8W	2	OPT-DPA1024E OPT-DPA2024E
2	OPT-LIU285	3.2A/76.8W	4.8A/115.2W	1	OPT-DPA6024
3	OPT-LIU362	2.4A/57.6W	4A/96W	1	
4	OPT-LIU423	3.2A/76.8W	7A/168W	2	
5	OPT-LIU500	3.2A/76.8W	4.8A/115.2W	2	
6	OPT-LIU600	3.2A/76.8W	5.6A/134.4W	2	

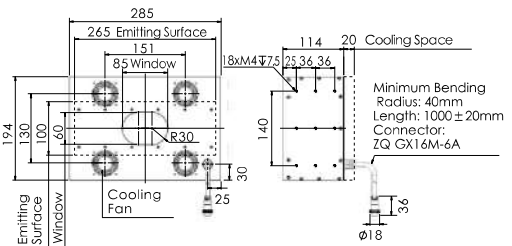
* Note: The data is for reference only.

Dimensions (mm)

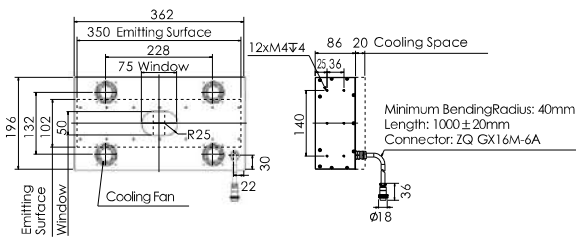
1.OPT-LIU205



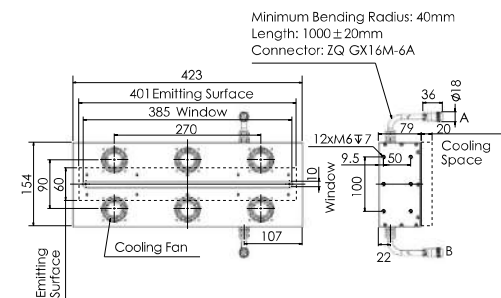
2.OPT-LIU285



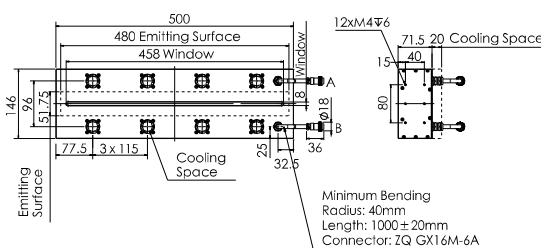
3.OPT-LIU362



4.OPT-LIU423



5.OPT-LIU500



6.OPT-LIU600

