



# Gocator® 2490

## 3D SMART LASER LINE PROFILE SENSOR

- 2 m field of view and large measurement range provide scan area of 1 m × 1 m at 800 Hz
- 2.5 mm XYZ resolution for complete dimensional measurement (W×H×D) at conveyor speeds of 2 m/s
- Built-in measurement tools and PLC interfaces result in lower total system cost

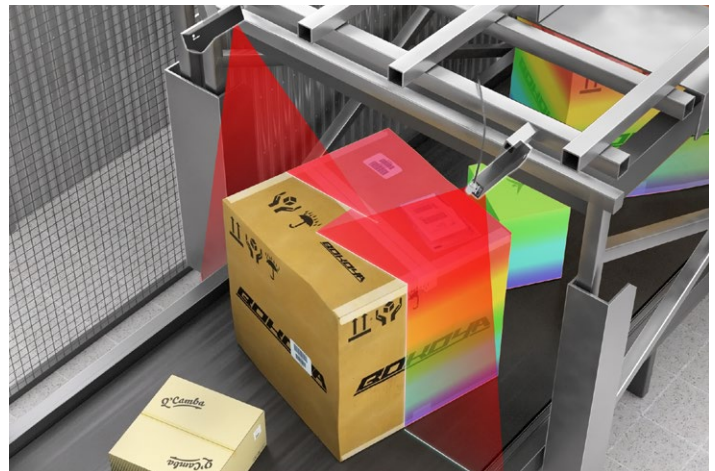
Gocator® 2490 is designed to scan large targets in packaging & logistics, automotive manufacturing, and food processing applications. The sensor leverages an ultra-wide field of view and large measurement range to achieve an extensive scan area, allowing engineers to perform complete dimensional gauging and high-resolution 2D/3D quality inspection of large targets at inline production speed.

### HIGH-RESOLUTION 3D SCANNING AT PRODUCTION SPEED

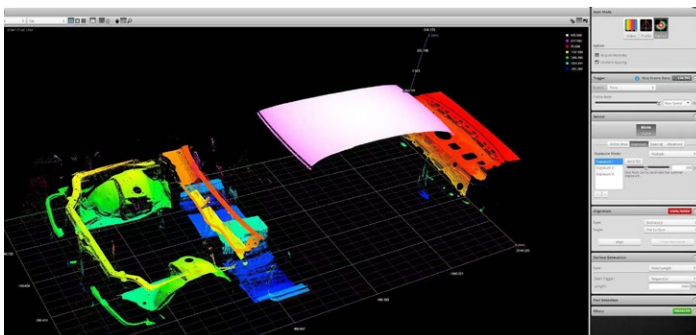
For packaging & logistics applications, the 2-megapixel imager allows Gocator 2490 to scan and measure 1 m × 1 m packages at a rate of 800 Hz and resolutions of 2.5 mm in all three dimensions, even at conveyor speeds of 2 m/s. Competing systems typically offer just 3-5 mm resolution in the X, Y, and Z axes.

### LARGE SCAN AREA


The combination of wide field of view and large measurement range enables engineers to cover a scan area up to 1 m × 2 m for handling a variety of large targets (e.g., automotive body frame inspection and transverse board scanning). In addition, high Z resolution (for height measurement) makes the 2490 well suited to applications such as food quality control and optimization.




Package volume measurement and sorting



Single 2490 scan of a car body frame



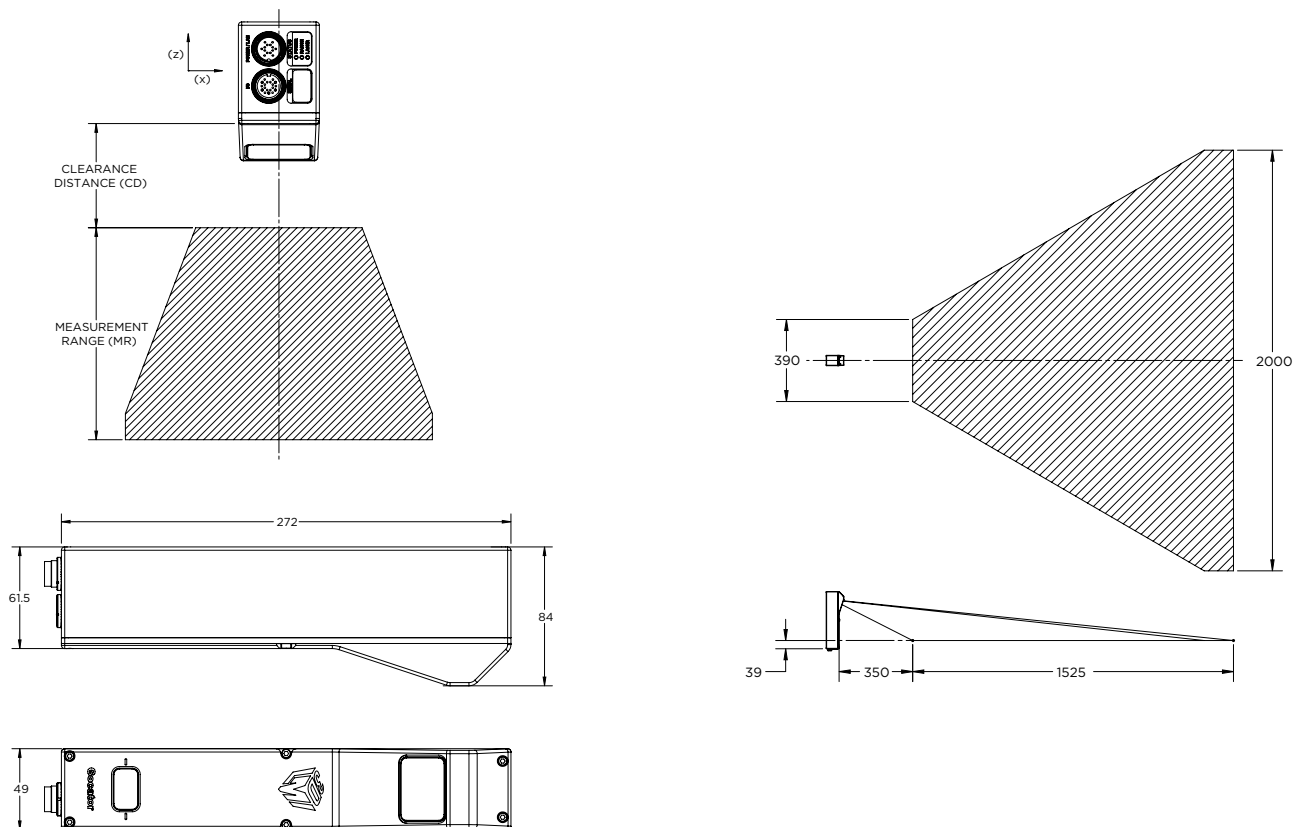
Depalletization



Baking quality control

## GOCATOR 2490

Data Points / Profile	1920
Resolution X (mm) (Profile Data Interval)	0.25 - 1.1
Linearity Z (+/- % of MR)	0.04%
Repeatability Z ( $\mu\text{m}$ )	12
Clearance Distance (CD) (mm)	350
Measurement Range (MR) (mm)	1525
Field of View (FOV) (mm)	390 - 2000
Laser Class	2, 3R
Dimensions (mm)	49x85x272
Weight (kg)	1.5
Scan Rate	370 Hz (full view), 800 Hz (configured for 1 m x 2 m field of view) to 5000 Hz
Interface	Gigabit Ethernet
Inputs	Differential Encoder, Laser Safety Enable, Trigger
Outputs	2x Digital output, RS-485 Serial (115 kBaud), 1x Analog Output (4 - 20 mA)
Input Voltage (Power)	+24 to +48 VDC (13 Watts); Ripple +/- 10%
Housing	Gasketed aluminum enclosure, IP67
Operating Temperature	0 to 50°C
Storage Temperature	-30 to 70°C
Vibration Resistance	10 to 55 Hz, 1.5 mm double amplitude in X, Y, and Z directions, 2 hours per direction
Shock Resistance	15 g, half sine wave, 11 ms, positive and negative for X, Y, and Z directions
Scanning Software	Browser-based GUI and open source SDK for configuration and real-time 3D visualization. Open source SDK, native drivers, and industrial protocols for integration with user applications, third-party image processing applications, and PLCs.



### AMERICAS

LMI Technologies Inc.  
Burnaby, BC, Canada

LMI Technologies has sales offices and distributors worldwide. All contact information is listed at [lmi3d.com/contact](http://lmi3d.com/contact)

### EMEAR

LMI Technologies GmbH  
Teltow/Berlin, Germany

### ASIA PACIFIC

LMI (Shanghai) Trading Co., Ltd.  
Shanghai, China

